

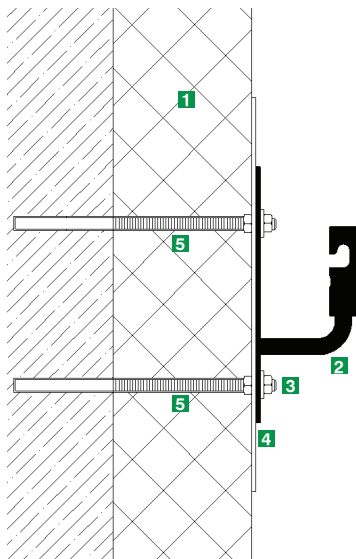
# Wall-Fix

## Fall Protection Anchoring System

### ADVANTAGES

- Can be combined with DiaSafe® systems
- Multi-user system
- Hands-free ⇒ unhindered movement along the safety line<sup>1</sup>
- 3 types of system are available – Single , Line Multi, Glide
- Stainless steel

<sup>1</sup> In case of Glide



### Wall-Fix BUILD-UP

1. Thermal insulation
2. Wall anchor
3. Fastener
4. Washer\*
5. Spacer Tube\*

\* Additional element. Only needed if the wall is insulated, for load distribution.

### SPECIFICATION

CE-marked safety system against falls from height, fixed mechanically to building structure with adequate load bearing capacity (which resists a dynamic force of 15kN), for use by two persons or - in certain combination - for use by several persons according to the standards EN 795:2012 and CEN/TS 16415, class „A” and „C” certified as fall arrest or fall restraint system. With system components made of 1.4404 (316) stainless steel, resistant to acid environments and salt air in coastal regions with control label and detailed documentation. Supplied fully functional, ready for immediate professional installation according to the approved installation plan and the guidelines provided by the manufacturer. The fasteners necessary for the installation are not included.

Product: Wall-Fix  
 Manufacturer's certificate. APP Ltd.  
 Website: [www.diadem.com](http://www.diadem.com)

### TECHNICAL DATA

Maximum inclination of roof:	45°
Maximum number of users:	2
Wall anchors minimum distance [m]	1,5
Wall anchors maximum distance [m]	8
Tensile strength of cable [kN]	33,4
Maximum static load of the system during a rescue process according to EN795:2012 [kg]	600
Material:	1.4404 (316) stainless steel

130905  
 130906  
 130907



### APPLICATION

Wall-Fix Systems are primarily made to be mechanically fixed to wall structures with adequate load bearing capacity for securing people working at heights. The system can be used as fall restraint or fall arrest system as well.



100% recyclable



APP Dachgarten GmbH, D-85049 Ingolstadt, Jurastrasse 21  
 Tel.: +49 841 370 9496 • [info@grundach.com](mailto:info@grundach.com) • [www.grundach.com](http://www.grundach.com)  
 DIADEM® APP Kft., H-9028 Győr, Fehérvári út 75.  
 Tel.: +36 96 512 910 • [info@diadem.com](mailto:info@diadem.com) • [www.diadem.com](http://www.diadem.com)

DIADEM® is a registered trademark. The written permission of the publisher is required to use the images, texts and illustrations in this publication. All rights reserved. Data and images contained in the brochure are indicative, we do not accept responsibility for possible printing errors. • 09036500

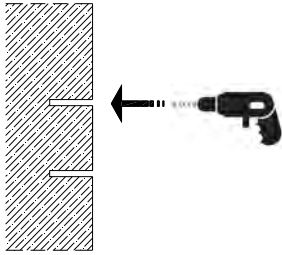
Green Up the Roof!



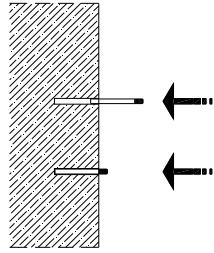
# Wall-Fix

Fall Protection Anchoring System

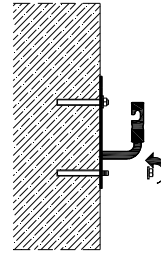
## INSTALLING GUIDE (Single Duo)



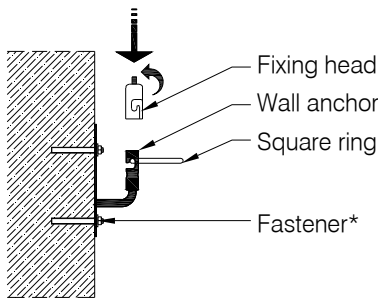
1. Measure and mark the points to drill (you may use the wall anchor as a template) and drill the holes in accordance with the instructions provided by the stud manufacturer.



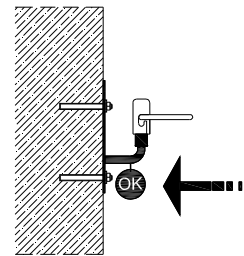
2. Follow the instructions provided by the stud manufacturer to insert the stud in the holes.



3. Place the shim plate over the studs (optional). Place the Wall anchor over the studs, collocate the provided washers and the self-locking nuts. Make sure the plate is straight before you tighten the nuts with a force of 15kN.



4. Place the FGHS-2.0 Square ring into the wall anchor head slot. Mount the FGM-1.0 Fixing head: Unscrew the setscrew on the fixing head until its almost out, place it onto the wall anchor head in such a way that the square ring aligns into the slot. Turn the head clockwise, and lift it up. Tighten the setscrew to 5-6Nm.



5. Finally the certified installer completes and attaches the control label with the self-locking nut and as well as the circular validation sticker to the anchor point.

### SINGLE - 130905

### LINE MULTI - 130906

### GLIDE - 130907



Can be used by 1 or 2 person



One person can be attached to every second section simultaneously



Can be used by 1 or 2 person, the system allows unhindered movement through the heads of the anchoring posts, and along the safety cable.



APP Dachgarten GmbH, D-85049 Ingolstadt, Jurastrasse 21  
 Tel.: +49 841 370 9496 • info@grundach.com • www.grundach.com  
 DIADEM® APP Kft., H-9028 Győr, Fehérvári út 75.  
 Tel.: +36 96 512 910 • info@diadem.com • www.diadem.com

DIADEM® is a registered trademark. The written permission of the publisher is required to use the images, texts and illustrations in this publication. All rights reserved. Data and images contained in the brochure are indicative, we do not accept responsibility for possible printing errors. • 09036500

Green Up the Roof!

